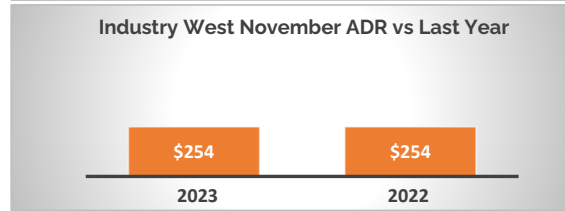
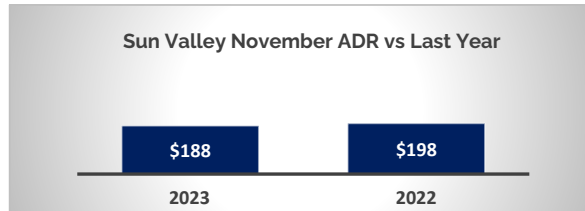
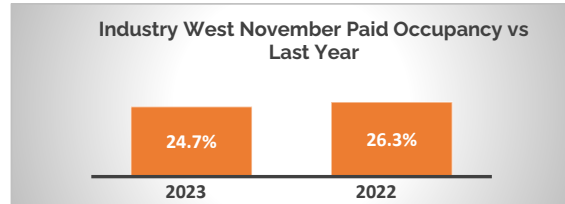
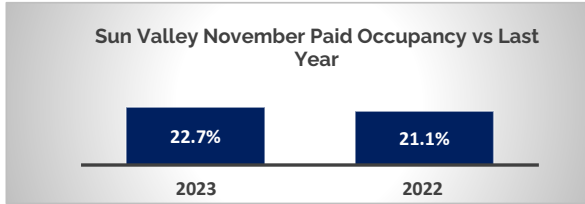


Destination: Sun Valley

Bookings as of November 30, 2023

Data based on a sample of up to 11 properties in the Sun Valley destination, representing up to 754 Units ('DestiMetrics Census') and 47.9% of 1,573 total units in the Sun Valley destination ('Destination Census')



Sun Valley				Sun Valley -	Industry West -
	2023/24	2022/23	Year over	Year over	
			Year %	Year %	
			Difference	% Difference	
November (Actual)					
Paid Occupancy	22.7%	21.1%	7.5%	-6.0%	
ADR	\$188	\$198	-5.1%	0.2%	
December (On The Books)					
Paid Occupancy	29.7%	34.6%	-14.0%	-2.0%	
ADR	\$501	\$490	2.2%	-0.9%	
January (On The Books)					
Paid Occupancy	33.2%	35.7%	-6.9%	-2.4%	
ADR	\$369	\$352	4.9%	3.9%	
February (On The Books)					
Paid Occupancy	34.6%	42.4%	-18.4%	-4.1%	
ADR	\$443	\$407	8.8%	3.5%	
March (On The Books)					
Paid Occupancy	22.4%	22.6%	-0.9%	-2.3%	
ADR	\$381	\$376	1.2%	4.3%	
April (On The Books)					
Paid Occupancy	4.3%	5.3%	-18.5%	1.4%	
ADR	\$191	\$211	-9.4%	-5.4%	
May (On The Books)					
Paid Occupancy	1.7%	4.2%	-59.6%	-7.2%	
ADR	\$245	\$211	16.0%	0.1%	
Paid & Unpaid (DOR)					
Pure Occupancy	2023/24	2022/23	Year over	West - Year	
			Year %	over Year %	
			Difference	Difference	
November	26.3%	26.7%	-1.4%	-7.3%	
Winter Season	28.9%	31.9%	-9.6%	-0.9%	

Historic Looking,

Sun Valley occupancy for November was up 7.5 percent versus last year while there was a rate decrease of -5.1 percent. Sun Valley occupancy for the past six months (Jun-Nov) was down -4.2 percent while rate slightly increased 1.3 percent compared to the same time last year.

Forward Looking,

Sun Valley on-the-books occupancy for December is down -14.0 percent, while rate is up 2.2% compared to last year. Occupancy on-the-books for the upcoming six months (Dec-May) is down -12.6 percent while rate is up 5.0 percent, compared to the same time last year.

* DestiMetrics Census: Total number of rooms reported by participating DestiMetrics properties as available for short-term rental in the reporting month. This number can vary monthly as inventories and report participants change over time.

** Destination Census: The total number of rooms available for rental within the community as established by Visit Sun Valley and adjusted for properties that have opened / closed since that time. This number varies infrequently as new properties start, or existing properties cease operations.