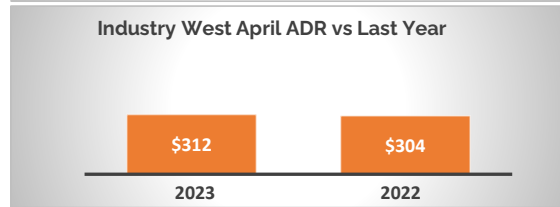
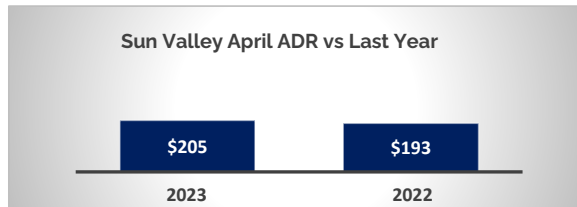
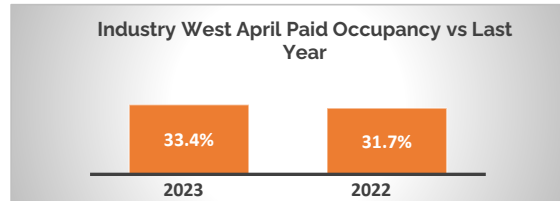
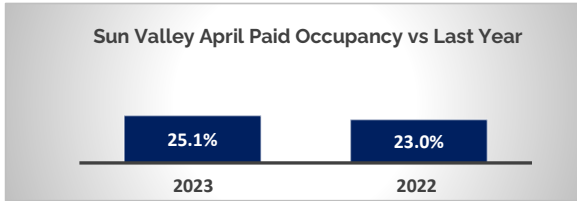


Destination: Sun Valley

Bookings as of April 30, 2023

Data based on a sample of up to 11 properties in the Sun Valley destination, representing up to 786 Units ("DestiMetrics Census") and 50.0% of 1,573 total units in the Sun Valley destination ("Destination Census")



Sun Valley				
	2023	2022	Sun valley - Year over Year % Difference	Industry West - Year over Year % Difference
April (Actual)				
Paid Occupancy	25.1%	23.0%	8.9%	5.2%
ADR	\$205	\$193	6.3%	2.7%
May (On The Books)				
Paid Occupancy	14.9%	18.2%	-18.1%	-2.6%
ADR	\$196	\$198	-1.5%	4.0%
June (On The Books)				
Paid Occupancy	32.4%	39.3%	-17.4%	-7.0%
ADR	\$368	\$340	8.1%	10.6%
July (On The Books)				
Paid Occupancy	40.7%	46.8%	-12.9%	-12.1%
ADR	\$461	\$465	-0.9%	1.1%
August (On The Books)				
Paid Occupancy	29.9%	33.3%	-10.3%	-11.2%
ADR	\$449	\$413	8.8%	0.2%
September (On The Books)				
Paid Occupancy	20.3%	21.3%	-4.4%	-11.1%
ADR	\$422	\$360	17.2%	2.5%
October (On The Books)				
Paid Occupancy	9.2%	10.8%	-15.2%	-4.9%
ADR	\$257	\$260	-0.9%	-0.4%
Paid & Unpaid (DOR)				
Pure Occupancy				
	2023	2022	Sun Valley - Year over Year % Difference	Industry West - Year over Year % Difference
April	30.5%	29.6%	2.9%	1.8%
Winter Season	50.4%	50.4%	0.1%	-0.6%

Historic Looking,

Sun Valley occupancy for April was up 8.9 percent versus last year, accompanied with an increase in rate of 6.3 percent. Sun Valley occupancy for the past six months (Nov-Apr) was up 7.0 percent accompanied with an increase in rate of 4.4 percent compared to the same time last year.

Forward Looking,

Sun Valley on-the-books occupancy for May is down - 18.1 percent compared to last year accompanied with a decrease in rate of -1.5 percent. Occupancy on-the-books for the upcoming six months (May-Oct) is down - 13.3 percent compared to the same time last year, while there is a rate increase of 5.9 percent.

* DestiMetrics Census: Total number of rooms reported by participating DestiMetrics properties as available for short-term rental in the reporting month. This number can vary monthly as inventories and report participants change over time.
 ** Destination Census: The total number of rooms available for rental within the community as established by Visit Sun Valley and adjusted for properties that have opened / closed since that time. This number varies infrequently as new properties start, or existing properties cease operations.