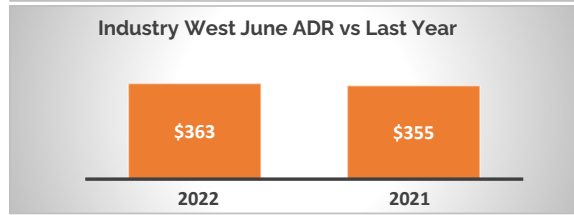
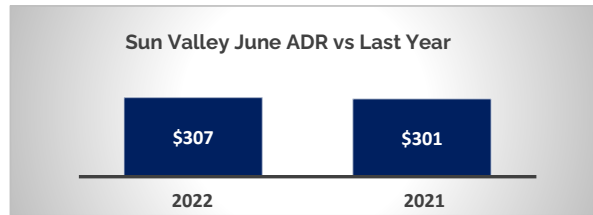
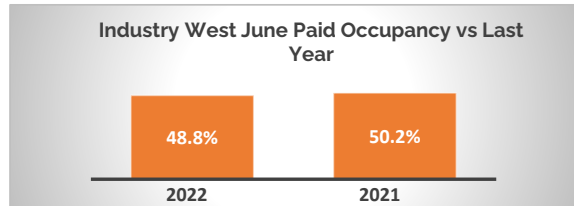
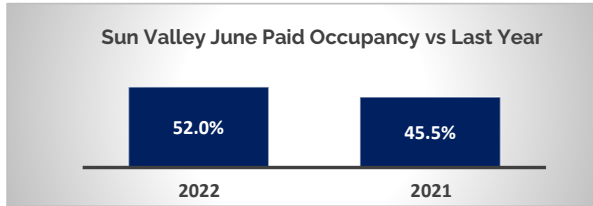


Destination: Sun Valley

Bookings as of June 30, 2022

Data based on a sample of up to 11 properties in the Sun Valley destination, representing up to 803 Units ("DestiMetrics Census") and 51.0% of 1,573 total units in the Sun Valley destination ("Destination Census")



Sun Valley				
	2022	2021	Sun valley - Year over Year % Difference	Industry West - Year over Year % Difference
June (Actual)				
Paid Occupancy	52.0%	45.5%	14.4%	-2.9%
ADR	\$307	\$301	2.0%	2.3%
July (On The Books)				
Paid Occupancy	53.9%	64.6%	-16.6%	-12.3%
ADR	\$433	\$370	17.0%	6.1%
August (On The Books)				
Paid Occupancy	34.3%	39.2%	-12.6%	-17.7%
ADR	\$398	\$355	12.1%	18.4%
September (On The Books)				
Paid Occupancy	22.1%	28.4%	-22.2%	-5.6%
ADR	\$319	\$276	15.8%	7.8%
October (On The Books)				
Paid Occupancy	8.2%	11.6%	-29.7%	-0.1%
ADR	\$258	\$205	26.3%	0.0%
November (On The Books)				
Paid Occupancy	1.3%	1.9%	-33.3%	9.9%
ADR	\$235	\$176	34.1%	4.8%
December (On The Books)				
Paid Occupancy	7.7%	6.2%	25.2%	-15.9%
ADR	\$564	\$530	6.5%	8.7%
Paid & Unpaid (DOR)				
Pure Occupancy	2021/22	2020/21	Sun Valley - Year over Year % Difference	Industry West - Year over Year % Difference
June	60.9%	61.4%	-0.9%	-0.5%
Summer Season	44.0%	47.1%	-6.6%	-2.3%

Historic Looking,

Sun Valley occupancy for June was up 14.4 percent versus last year, accompanied with an increase in rate of 2.0 percent. Sun Valley occupancy for the past six months (Jan-Jun) was up 25.6 percent, accompanied with an increase in rate of 15.8 percent compared to the same time last year.

Forward Looking,

Sun Valley on-the-books occupancy for July is down -16.6 percent compared to last year, while there was a rate increase of 17.0 percent. Occupancy on-the-books for the upcoming six months (Jul-Dec) is down -17.6 percent compared to the same time last year, while there is a rate increase of 17.2 percent.

* DestiMetrics Census: Total number of rooms reported by participating DestiMetrics properties as available for short-term rental in the reporting month. This number can vary monthly as inventories and report participants change over time.
 ** Destination Census: The total number of rooms available for rental within the community as established by Visit Sun Valley and adjusted for properties that have opened / closed since that time. This number varies infrequently as new properties start, or existing properties cease operations.