







# REGIONAL MAP

◀ ENJOY OUR ROADSIDE DISTRACTIONS






## SCENIC DRIVES

-  ◀ Salmon River Scenic Byway  
208-727-5013
-  ◀ Lewis & Clark Backcountry Byway  
208-756-2100
-  ◀ Sacajawea Historic Byway  
800-727-2540
-  ◀ Peaks to Craters Scenic Byway  
208-527-8977
-  ◀ Sawtooth Scenic Byway  
208-774-3411
-  ◀ Ponderosa Pine Scenic Byway  
208-727-5013

For additional information,  
go to [visitidaho.org/things-to-do/  
state-parks-byways](http://visitidaho.org/things-to-do/state-parks-byways)

## SKI AREAS

-  ◀ Soldier Mountain Ski Resort  
[soldiermountain.com](http://soldiermountain.com)
-  ◀ Sun Valley Resort  
[sunvalley.com](http://sunvalley.com)
-  ◀ Lost Trail Powder Mountain  
[losttrail.com](http://losttrail.com)

[skiidaho.us](http://skiidaho.us)



◀ FIND YOUR PARK!